

# SANSKAR PUBLIC SCHOOL, RAIGARH

Identity Through Education

KABIR CHOWK, ODISHA ROAD, RAIGARH (C.G.)

## SUMMER ASSIGNMENT

2024-25

CLASS - VI

*Keep your child's brain active over break  
without let them knowing they are doing  
'Homework'*

NAME - \_\_\_\_\_

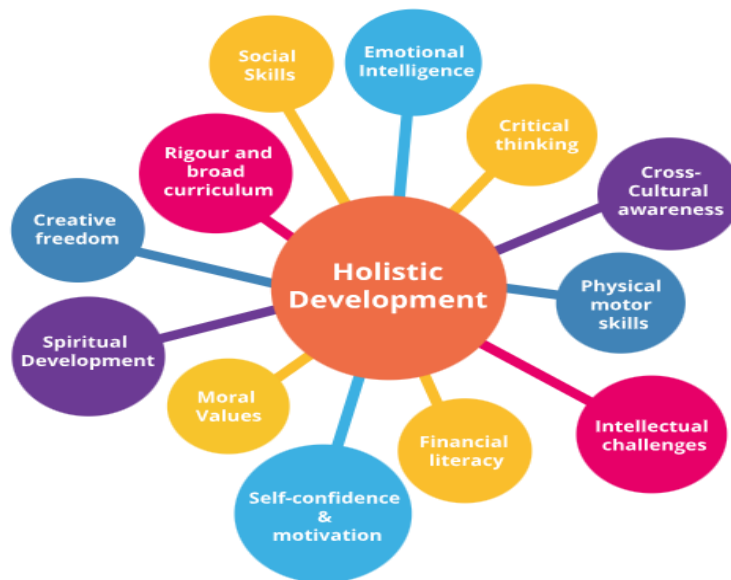


Dear Parents,

We wish you and your child a very happy summer holiday. It's time to enjoy and create a bond with family, friends and relatives. To utilize this time in the most constructive way we have prepared Holiday Homework for the students on the principle of "learning by doing" for his/her holistic development.

Kindly ensure that the holiday homework is completed by the students under the guidance of the parents.

### WE AIM AT HOLISTIC DEVELOPMENT OF OUR STUDENTS



- ❖ **Physical Development**-Encourage your child to go for a walk outside & play outdoor games.
- ❖ **Language Development**- Encourage your child to converse in English.
- ❖ **Social Emotional & Personal** –Spend time with your child and share feelings.
- ❖ **Cognitive** – Motivate your child to read, write and learn with fun based activity.
- ❖ **Sensory & Motor** –Encourage your child to indulge in art and craft to enhance creativity skills.



## GENERAL INSTRUCTIONS

- ✚ Assignment should be done as per the instructions given on A-4, A-3 size sheets or chart.
- ✚ Submit your assignment in a separate file for each subject. It should be labelled properly indicating clearly the name, class roll no and subject.
- ✚ The child will be assessed for the neat handwriting, presentation, creativity and submission of the work on time.
- ✚ Marks will be included in scorecard.
- ✚ Make your ward revise the syllabus taught in the month of April.
- ✚ Parents can be facilitator at home but the work should be done independently by the child in his/her own handwriting.

Thank You

hAPPY  
Summer  
hOLIDAYS

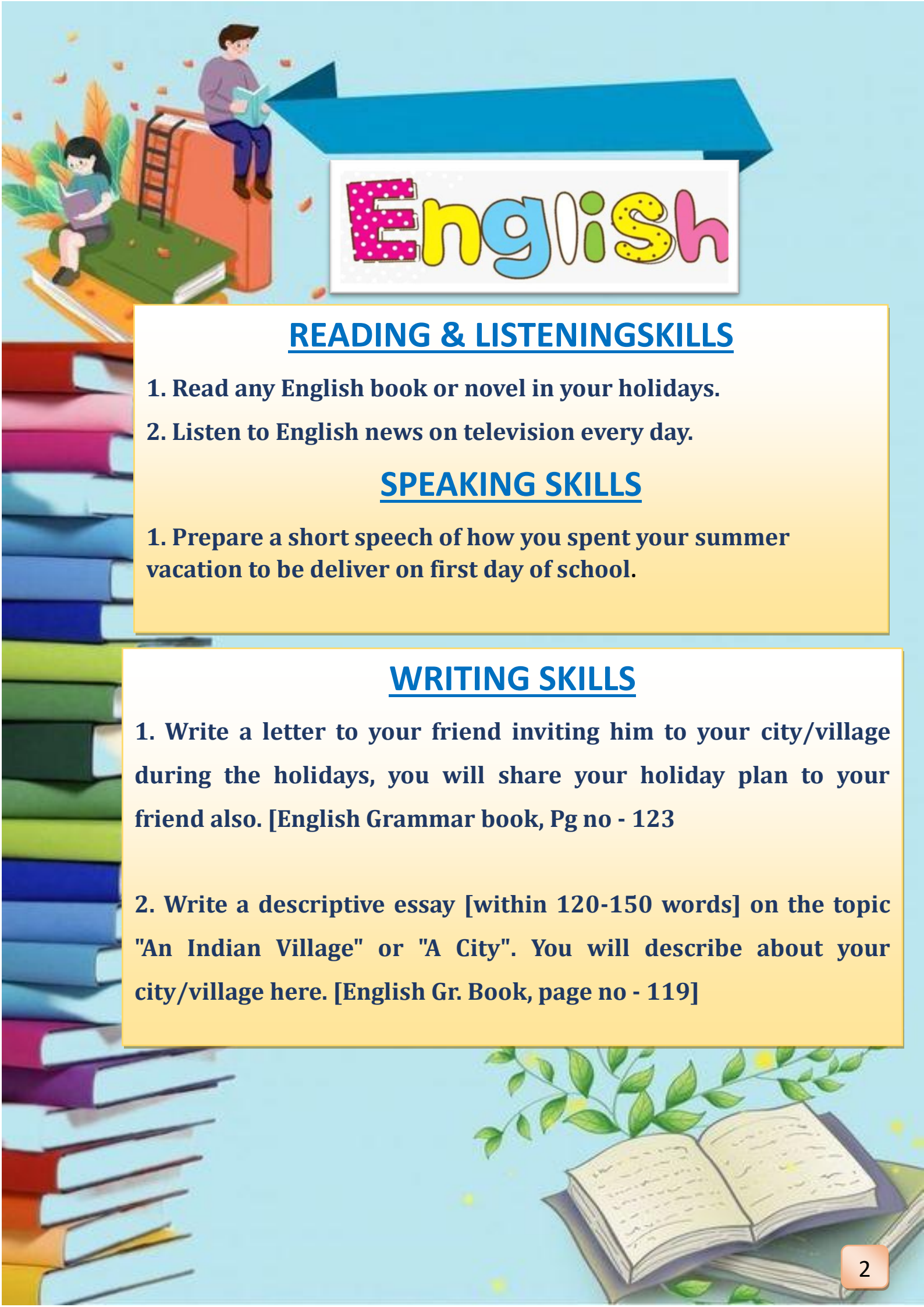


- 1. Help your parents in household work.**
- 2. Manage your time effectively. Enjoy and study as well.**
- 3. Help your younger brother and sister in studying.**
- 4. Learn any new task this vacation.**
- 5. Do your own work yourself.**
- 6. Drink plenty of water and eat healthy food.**
- 7. Save water, electricity and food.**
- 8. Manage your pocket money use it effectively.**
- 9. Organise your things.**
- 10. Do yoga, exercise or meditation daily.**

**BY DOING THIS, YOU WILL COVER THE BELOW GIVEN SUSTAINABLE GOALS**



**The 2030 Agenda for Sustainable Development, adopted by all United Nations members in 2015, created 17 Sustainable Development Goals. They were created with the aim of "peace and prosperity for people and the planet..." – while tackling climate change and working to preserve oceans and forests.**



# English

## READING & LISTENING SKILLS

1. Read any English book or novel in your holidays.
2. Listen to English news on television every day.

## SPEAKING SKILLS

1. Prepare a short speech of how you spent your summer vacation to be delivered on the first day of school.

## WRITING SKILLS

1. Write a letter to your friend inviting him to your city/village during the holidays, you will share your holiday plan to your friend also. [English Grammar book, Pg no - 123]
2. Write a descriptive essay [within 120-150 words] on the topic "An Indian Village" or "A City". You will describe about your city/village here. [English Gr. Book, page no - 119]



**ACTIVITY – 1**  
**WRITTEN ASSESSMENT**

# Reading Comprehension / Unseen Passage

*Read the short passage and answer the questions.*

## Our Friendly Neighbours

My name is Maria and I live in Mumbai with my grandparents, parents, and my naughty younger brother. Our neighbours are the Naiks, who live in the penthouse. They have a pet, the friendly Beagle, named Oliver. Mr Naik always takes Oliver for a walk in the morning and comes back with little goodies for my brother and me. Mrs Naik is a great cook and whenever they cook anything the aroma floods our house and all of us keep dreaming what it is. Their children are married and live outside Mumbai.

One day, my mom was unwell and had to be hospitalised for a few days, my dad was wondering how to manage food for us. The Naiks came home and told my parents not to worry and they will manage our kitchen. Everyday, they used to come to our house in the morning by 6. 30 am and make our breakfast & lunch, which was always something different and tasty. They used to cook dinner at their home and send it to us. My grandparents also love their cooking.

My dad told me that time, it is a great virtue to help one another at times of need which I will always remember thanks to the Naiks.

1. How many people are there in Maria's house? \_\_\_\_\_
2. Where were the Naiks living? \_\_\_\_\_
3. Who was hospitalised and what was the issue because of that?  
\_\_\_\_\_
4. What did Maria learn from this incident?  
\_\_\_\_\_
5. Write down 3 good qualities you think one should have.  
\_\_\_\_\_  
\_\_\_\_\_



## ACTIVITY : 2

### PROJECT BASED ACTIVITY

#### (SUBJECT ENRICHMENT TASK)

Write a recipe of any one of your favourite dish which you will learn to prepare in summer vacation and paste the picture of the dish also in an A4 sheet.

Decorate it beautifully.

The format is given below for example -

## Fruit Salad

### Ingredients needed:

- 1) A variety of Fruits
- 2) Raisins
- 3) Salad Sauce

### Materials needed:

- 1) Plastic Knifes for Children
- 2) Plastic Sheet to lay on the Table
- 3) Big Mixing Bowl
- 4) Containers to store the Fruit Salad

### Simple Steps to make a Fruit Salad

1. Wash your hands
2. Cut the fruits into bite-sizes
3. Combine the fruits in a mixing bowl
4. Pour the salad sauce over the fruits and mix them.
5. Scoop them into the containers
6. Enjoy your Fruit Salad!





## ACTIVITY - 4

Do the worksheet in your grammar notebook:

### ARTICLES

Complete the paragraphs by filling in the blanks with the suitable article 'a', 'an' or 'the'.

#### Paragraph 1

Once upon  time, there was  little girl called Radha. She lived in  village with her parents.  village was near  Arabian Sea. Radha had  aunt who lived near her house. One day,  man came with  elephant. He took the children for  ride on  elephant.  children loved  ride.



#### Paragraph 2

Ricky wanted to buy  comic book so he went to  Super-Comic-Store. He looked at many comic books and then he saw  one. He knew as soon as he saw it that it was  comic book he wanted to buy. He gingerly opened  book, and read  pages. He brought  comic book to the front clerk and pulled out his wallet. He asked the clerk to add plastic protector and  small bag to his order.





## ACTIVITY - 5

Do the worksheet in your grammar notebook:

### NOUN TYPES

Identify the kinds of noun (Proper, Common, Collective, Material, Abstract) from the words underlined in the given sentences!

- Freedom is our birth right. \_\_\_\_\_ (noun)
- Pongal is my favourite festival. \_\_\_\_\_ (noun)
- Prakash is a cricket player. \_\_\_\_\_ (noun)
- He went to the hospital. \_\_\_\_\_ (noun)
- The swarm of bees flew around the flowers. \_\_\_\_\_ (noun)
- Kavin went to the bank to deposit money. \_\_\_\_\_ (noun)
- The village lies in the foothills. \_\_\_\_\_ (noun)
- Charity begins at home. \_\_\_\_\_ (noun)
- The wooden box was placed in the attic. \_\_\_\_\_ (noun)
- Trichy is my native place. \_\_\_\_\_ (noun)
- Saran had an excellent collection of coins. \_\_\_\_\_ (noun)
- The necklace is made of gold. \_\_\_\_\_ (noun)
- Many people have climbed Mount Everest. \_\_\_\_\_ (noun)
- I saw a pride of lions across the stream. \_\_\_\_\_ (noun)
- I love chocolates. \_\_\_\_\_ (noun)
- A pack of wolves started howling. \_\_\_\_\_ (noun)
- Ram stood first in the class. \_\_\_\_\_ (noun)
- Happiness shared is happiness doubled. \_\_\_\_\_ (noun)
- The herd of elephants moved towards the river. \_\_\_\_\_ (noun)
- Honesty is the best policy. noun. \_\_\_\_\_ (noun)

### LEARNING OUTCOMES

Students will enhance their reading, writing and speaking skills.

# हिंदी

**आवश्यक निर्देश :-** हिंदी परियोजना कार्य अपनी हिंदी व्याकरण कॉपी में सजावट कार्य सहित आकर्षक ढंग से पूर्ण कीजिए।

## 1. अपठितगद्यांश (WRITTEN ASSESSMENT)

(हिंदी व्याकरण पुस्तक पृष्ठ क्रमांक - 154 प्रश्न क्रमांक -1 अपठित गद्यांश को ध्यान पूर्वक पढ़कर प्रश्नों के उत्तर साफ सुंदर अक्षरों में अपनी हिंदी व्याकरण कॉपी में लिखिए।)

## 2. चित्र वर्णन (SUBJECT ENRICHMENT TASK)

(हिंदी व्याकरण पुस्तक पृष्ठ क्रमांक 165 में दिए गए चित्र को ध्यान पूर्वक देखते हुए लगभग 40 -50 शब्दों में चित्र आधारित वाक्य चित्र वर्णन के रूप में लिखिए।)

## 3. संवाद लेखन

दादी से संवाद करता हुआ बालक।

(प्रश्न क्रमांक 163 में दिए गए संवाद की सहायता से लगभग 5 -6 वाक्यों में दादी और पोते के मध्य नियत विषय को प्रकट करते हुए संवाद लिखिए।)

## 4. अनुच्छेद लेखन- ' प्रातः काल भ्रमण के लाभ'

(हिंदी व्याकरण पुस्तक क्रमांक-169 की सहायता से निश्चित विषय पर लगभग 60-70 शब्दों में अनुच्छेद अपनी हिंदी व्याकरण कॉपी में लिखिए।)

### ५. पत्र - लेखन (अनौपचारिकपत्र )

ग्रीष्म अवकाश में अपने परिवार के साथ घूमने गए प्रसिद्ध स्थलों की जानकारी देते हुए अपने मामाजी को एक पत्र लिखिए।

(पृष्ठ क्रमांक -180 की सहायता से पत्र प्रारूप का विशेष ध्यान देते हुए साफ सुंदर अक्षरों में नियत विषय वस्तु पर अनौपचारिक पत्र लिखिए।)

### **LEARNING OUTCOMES**

छात्रों के श्रवण, वाचन, पठन लेखन एवं चिंतन मनन कौशल का विकास होगा।

## WORKSHEET – I

Complete in Grammar notebook



### HINDI WORKSHEET




### संयुक्त व्यंजन

संयुक्त व्यंजन दो व्यंजन से मिलकर एक नया व्यंजन बनता है। इसमें पहला व्यंजन स्वर रहित होता है और दूसरा व्यंजन स्वर के साथ होता है।

|     |   |             |
|-----|---|-------------|
| क्ष | = | क् + ष् + अ |
| त्र | = | त् + र् + अ |
| ज्ञ | = | ग् + य् + अ |
| श्र | = | श् + र् + अ |

नीचे दिए गए शब्दों का वर्ण-विच्छेद कीजिए। (हलन्त चिह्न अवश्य लगाएँ)

| शब्द     |   | वर्ण-विच्छेद                    |
|----------|---|---------------------------------|
| कक्षा    | = | क् + अ + क् + ष् + आ ( उदाहरण ) |
| कक्ष     | = |                                 |
| क्षत्रिय | = |                                 |
| त्रिशूल  | = |                                 |
| पत्र     | = |                                 |
| पत्रिका  | = |                                 |
| विज्ञान  | = |                                 |
| पक्षी    | = |                                 |
| मिश्र    | = |                                 |
| ज्ञान    | = |                                 |
| ज्ञानी   | = |                                 |



## WORKSHEET

Complete in your Mathematics notebook

1. Write the Roman Numeral for 94 is \_\_\_\_\_.
2. A crore has \_\_\_\_ lakhs.
3. The successor of 999 is \_\_\_\_ .
4. Even number is divisible by \_\_\_\_\_.
5. \_\_\_\_\_ is the smallest natural number.
6. Write the first 5 multiples of 8.
7. Write the numeral for Ten Crore Sixty five lakhs Twenty One thousand Sixty Three.
8. Find the difference between the greatest and the least 6-digit number.
9. Population of a town was 4, 95,000 in the year 2019. In the year 2020 it was to be decreased by 72,958. What was the population of that town in 2020?
10. Following items are available in Ramesh Sports shop at the rate given below.

|   |   |   |  |  |
|---|---|---|--|--|
|  |  |  |  | <div style="border: 1px solid black; border-radius: 15px; padding: 10px; width: fit-content;"><p>Shopping list</p><p>4 Basketball</p><p>1 Skateboard</p><p>2 Bowling pin</p><p>2 Chess</p></div> |
| <b>Basketball</b>   | <b>Skateboard</b>   | <b>Bowling Pin</b>  | <b>Chess</b>   |  |
| Rs. 399   | Rs. 489   | Rs. 297   | Rs. 200  |  |

- i) If one Basketball costs Rs. 399, what will be the cost of five Basketball?
- ii) If Anika has Rs. 1200, she wants to buy skateboards. How many skateboards can she buy with the money and how much money will be left with her?
- iii) Sunil is going to buy sports item from Ramesh Sports Shop. He has a budget of Rs. 3000. What will be total amount of given shopping list? Is budget is sufficient to buy all things given in shopping list?

## PROJECT WORK

### (SUBJECT ENRICHMENT TASK)







1. Write about any Indian Mathematicians and paste their pictures in A4 sheets  
(in about 100 WORDS)
2. Learn and write the multiplication tables from 2 to 20 in Mathematics notebook.

## CASE BASED

### (WRITTEN ASSESSMENT)

Complete in A4 sheet -

1. The following pictograph shows the number of letters collected from a post box on each day of a particular week.

|           |  |
|-----------|--|
| Monday    |    |
| Tuesday   |    |
| Wednesday |    |
| Thursday  |   |
| Friday    |  |
| Saturday  |   |

(Hint: Each letter symbol represents 10 letters)

1. On which day, the minimum number of letters were collected?
2. How many more letters were collected on Thursday than on Wednesday?
3. What are the total number of letters collected from the post box over the whole week?
4. On which day, the maximum number of letters were collected?
5. Arrange the days in increasing order of number of letters collected from a post box.

## LEARNING OUTCOMES

Students will develop their analytical and problem solving skills.

# Science

## ACTIVITY – 1 SCIENCE HACKS

**TRY IT YOURSELF!**

**(SUBJECT ENRICHMENT TASK)**

**Perform an experiment to test the presence of fats in different food items and write in science lab notebook.**

## ACTIVITY – 2

**I CAN DO IT MYSELF!**

### SEPARATION TECHNIQUES

**Write the steps to separate sand and salt by yourself using appropriate separation technique in an A4 sheet.**



## ACTIVITY – 3

### WRITTEN ASSESSMENT

Take print out and complete the worksheet

## THE HUMAN BODY

### 1. complete the sentences.

stomach    brain    kidneys    skin    heart    liver    lungs

- Your \_\_\_\_\_ does all your **thinking** and tells the other part of your body **what to do**.
- Your \_\_\_\_\_ **pumps blood** around your body.
- Your \_\_\_\_\_ **bring air** in and out of your body.
- Your \_\_\_\_\_ **digests** your food breaking it down.
- Your \_\_\_\_\_ **cleans** your blood.

### 2. Write the name of the major organs from the previous unit on the corresponding picture.



1. \_\_\_\_\_



2. \_\_\_\_\_



3. \_\_\_\_\_



4. \_\_\_\_\_



5. \_\_\_\_\_



## CREATIVE CORNER (ART INTEGRATION)

Prepare a model on the topics given below according to your roll number -

### CLASS VI A

| ROLL NOS. | TOPIC            |
|-----------|------------------|
| 1-6       | Plant life cycle |
| 7-12      | Earth day        |
| 13-18     | Soil profile     |
| 19-24     | Types of motion  |
| 25-30     | Natural Disaster |
| 31-36     | States of matter |

### CLASS VI B

| ROLL NOS. | TOPIC             |
|-----------|-------------------|
| 1-6       | Working of lungs  |
| 7-12      | Types of joints   |
| 13-18     | Types of houses   |
| 19-24     | Solar system      |
| 25-30     | Best out of waste |
| 31-37     | Forms of energy   |

#### NOTE :

Prepare a short explanation of the model that you have prepared. All the models will be displayed in the month of June in Science Exhibition.

### LEARNING OUTCOMES

Students will develop scientific aptitude, logical and rational thinking.

# SOCIAL SCIENCE

1. Make an album on Chhattisgarh, Kerala and Gujarat with the given sub topics and paste pictures accordingly in A4 sheets: [WRITTEN ASSESSMENT]


Use your own creativity to decorate it beautifully -

(EKBHARATSHRESHTHBHARATACTIVITY & ART INTEGRATION)

| S.N. | CONTENTS   | PAGE NO. |
|------|--|----------|
| 1    | Name of the state                                      | 1        |
| 2    | Capital of the state                                   | 2        |
| 3    | Languages spoken                                       | 3        |
| 4    | Location   | 4        |
| 5    | Chief Minister name and details                        | 5        |
| 6    | Wildlife sanctuary, national parks & biosphere reserve | 6        |
| 7    | Tourist attractions                                    | 7        |
| 8    | Neighboring states                                     | 8        |
| 9    | Population   | 9        |
| 10   | Cuisine(Famous dishes)                                 | 10       |

2. Study the solar system and collect amazing features given aside about all the planets and represent them beautifully in the form of fact fans as shown below –

## PLANET FACT FANS



| S.N | FEATURES                   |
|-----|----------------------------|
| 1   | DISTANCE FROM SUN          |
| 2   | AVERAGE TEMPERATURE        |
| 3   | NO. OF MOONS/SATELLITES    |
| 4   | TOTAL PERIOD OF ROTATION   |
| 5   | TOTAL PERIOD OF REVOLUTION |



3. In a political map of India, mark the 28 states and their capitals.

[SUBJECT ENRICHMENT TASK]

#### 4. CASE STUDY

Find out which type of government is present in India. Study about it and write some key features of the type of government found in India.

### **LEARNING OUTCOMES**

Students will gain knowledge about the world they live in.

# संस्कृत

## दिए गए कार्य को संस्कृत काँपी में कीजिए-

1. रिक्त स्थानों की पूर्ति कीजिए (पा धातु, गम धातु, इन धातुओं को लेकर खाली स्थान भरिए -

| पुरुषः      | एकवचनम् | द्विवचनम् | बहुवचनम् |
|-------------|---------|-----------|----------|
| प्रथमपुरुषः | पठति    | पठतः      | पठन्ति   |
| मध्यमपुरुषः | पठसि    | पठथः      | पठथ      |
| उत्तमपुरुषः | पठामि   | पठावः     | पठामः    |

लट् लकार

|           |           |            |
|-----------|-----------|------------|
| ----- ति  | ----- तः  | ----- न्ति |
| ----- सि  | ----- थः  | ----- थ    |
| ----- आमि | ----- आवः | ----- आमः  |

लृट् लकारः

| पुरुषः      | एकवचनम्   | द्विवचनम् | बहुवचनम्   |
|-------------|-----------|-----------|------------|
| प्रथमपुरुषः | पठिष्यति  | पठिष्यतः  | पठिष्यन्ति |
| मध्यमपुरुषः | पठिष्यसि  | पठिष्यथः  | पठिष्यथ    |
| उत्तमपुरुषः | पठिष्यामि | पठिष्यावः | पठिष्यामः  |

लृट् लकारः


|              |              |               |
|--------------|--------------|---------------|
| ----- ष्यति  | ----- ष्यतः  | ----- ष्यन्ति |
| ----- ष्यसि  | ----- ष्यथः  | ----- ष्यथ    |
| ----- ष्यामि | ----- ष्यावः | ----- ष्यामः  |

2. संस्कृत भाषायां संख्या लिखतु(संस्कृत भाषा में संख्या लिखिए) -

- 1 - एकम्  
2 - \_\_\_\_\_  
3 - \_\_\_\_\_  
4 - \_\_\_\_\_  
5 - \_\_\_\_\_  
6 - \_\_\_\_\_  
7 - \_\_\_\_\_  
8 - \_\_\_\_\_  
9 - \_\_\_\_\_  
10 - \_\_\_\_\_

3. पदानां वर्णविच्छेदं पूरयत (शब्दों के वर्ण विच्छेद कीजिए)-

- सीव्यति \_\_\_\_\_  
चषकः \_\_\_\_\_  
बालकः \_\_\_\_\_  
धावतः \_\_\_\_\_



## COMPUTER

Learn the short cut keys of MS Word and write in your computer notebook -

Ctrl + A | Select all

Ctrl + C | Copy Selected text

Ctrl + X | Cut selected text

Ctrl + V | Paste

Ctrl + O | Open options

Ctrl + F | Open find box

Ctrl + I | Italicize selection

Ctrl + U | Underline selection

Ctrl + B | Bold selection

Ctrl + K | Insert link

Ctrl + Y | Redo last action

Ctrl + Z | Undo last action

Ctrl + G | Find and replace

Ctrl + L | Align selected text left

Ctrl + E | Align selected text center

Ctrl + R | Align selected text right

Ctrl + Shift + F | Change font

Ctrl + ] | Increase selected font +

Ctrl + [ | Decrease selected font - 1

Ctrl + ← | Move one word to the left

Ctrl + ↑ | Move to start of line/paragraph

Ctrl + → | Move one word to the right

Ctrl + 1 | Single space lines

Ctrl + 2 | Double space lines

Ctrl + 5 | 1.5 line spacing

Shift + F3 | Change case of text

F7 | Spell check selected text

Shift + F7 | Thesaurus

Alt + Shift + D | Insert current date

F12 | Save as

Ctrl + S | Save

Ctrl + W | Close document

## ART & CRAFT

Read about **“Global Parents Day”** celebrated on **1<sup>ST</sup> June** and make a greeting card for your parents to thank them.

One is shown for example -

